

RIT Croatia Success Indicators

1. Number of enrolled students at RIT Croatia - fall cohorts

Dubrovnik and Zagreb campuses

Fall cohort	BSc in International Business	BSc in Hospitality and Tourism Management	BSc in Web and Mobile Computing	Total
2013	94	50	36	180
2014	98	34	47	179
2015	108	45	59	212
2016	111	37	61	209
2017	105	48	51	204
2018	122	38	59	219
2019	100	30	59	189
2020	113	23	53	189
2021	97	15	51	163

2. RIT Croatia persistence rates

Dubrovnik and Zagreb campuses

Fall cohort	First Term After Entry	One Year After Entry	Two Years After Entry	Three Years After Entry
2012	92.4%	80.7%	75.2%	70.3%
2013	83.1%	84.9%	80.1%	75.3%
2014	87.6%	79.9%	72.8%	71.0%
2015	92.9%	88.3%	79.1%	79.1%
2016	92.0%	87.8%	83.0%	79.8%
2017	90.1%	86.5%	83.9%	84.9%
2018	92.2%	85.9%	83.9%	81.0%
2019	92.1%	86.5%	83.7%	
2020	94.4%	88.7%		

Note: Persistence rate - percentage of students who are enrolled in courses or registered for co-op

Dubrovnik

Don Frana Bulića 6
20 000 Dubrovnik, Croatia
T. +385 (0) 20 433 000
F. +385 (0) 20 433 001

Zagreb

Damira Tomljanovića Gavrana 15
10 000 Zagreb, Croatia
T. +385 (0) 1 643 9100
F. +385 (0) 1 643 9103

OIB: 24958681731
MB: 01307908
ritcroatia@croatia.rit.edu
www.croatia.rit.edu

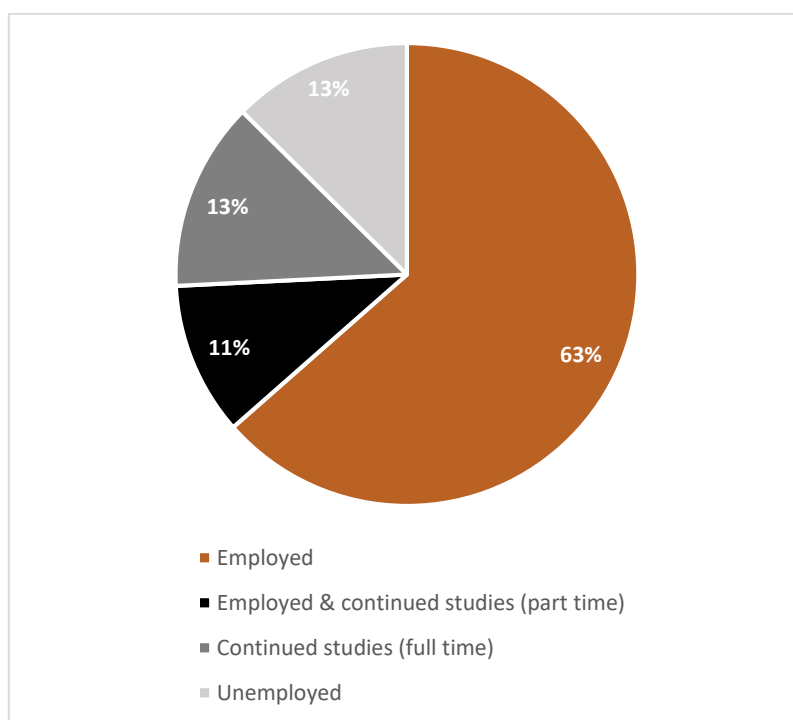
Raiffeisenbank Austria d.d.
Magazinska cesta 69, 10000 Zagreb
IBAN: HR2724840081135102302
SWIFT: RZBHHR2X

3. RIT Croatia graduation rates Dubrovnik and Zagreb campuses

Fall cohort	Four Years After Entry	Five Years After Entry	Six Years After Entry	Seven Years After Entry
2012	41.4%	55.2%	58.6%	58.6%
2013	42.2%	60.8%	68.7%	68.7%
2014	48.5%	60.9%	66.9%	66.9%
2015	49.7%	69.7%	74.9%	
2016	50.5%	64.9%		
2017	51.6%			

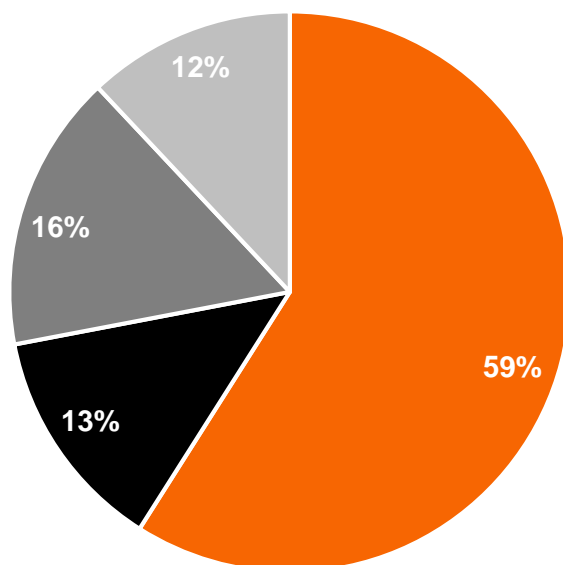
Note: Graduation rate - percentage of students in a given cohort who complete their studies

4. Employment rates; 6 months after graduation RIT Croatia graduates, Class of 2021



Note:
Sample size: 96% of students graduated in 2021

5. Employment rates; 6 months after graduation RIT Croatia graduates, Class of 2020



- Employed
- Employed & continued studies (part time)
- Continued studies (full time)
- Unemployed

Note:

Sample size: 90% of students graduated in 2020

6. Employment rates; 6 months after graduation RIT Croatia graduates, Class of 2019

Dubrovnik

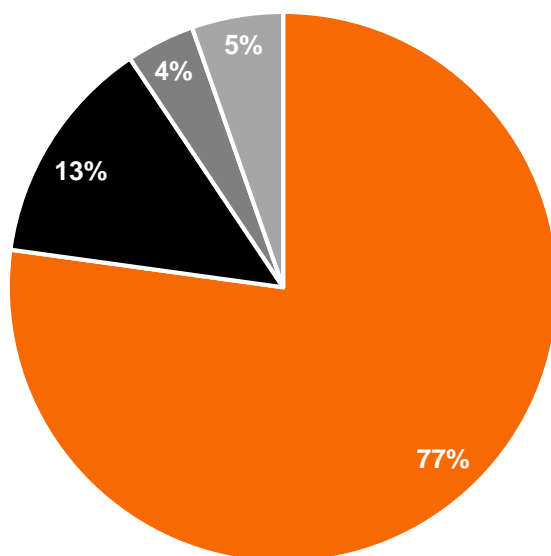
Don Frana Bulića 6
20 000 Dubrovnik, Croatia
T. +385 (0) 20 433 000
F. +385 (0) 20 433 001

Zagreb

Damira Tomljanovića Gavrana 15
10 000 Zagreb, Croatia
T. +385 (0) 1 643 9100
F. +385 (0) 1 643 9103

OIB: 24958681731
MB: 01307908
ritcroatia@croatia.rit.edu
www.croatia.rit.edu

Raiffeisenbank Austria d.d.
Magazinska cesta 69, 10000 Zagreb
IBAN: HR2724840081135102302
SWIFT: RZBHHR2X

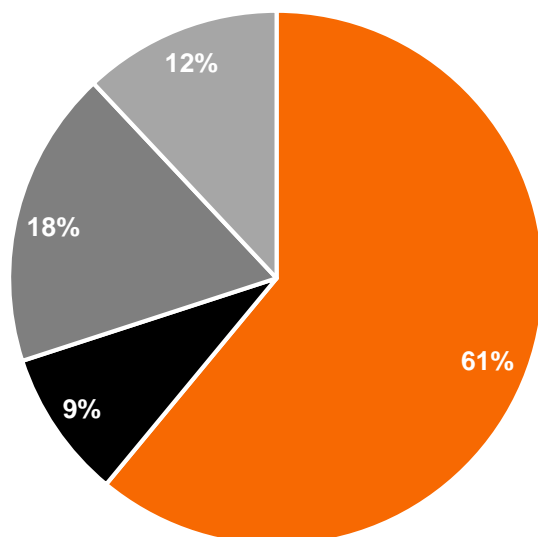


- Employed
- Employed & continued studies (part time)
- Continued studies (full time)
- Unemployed

Note:

Sample size: 97% of students graduated in 2019

7. Employment rates; 6 months after graduation RIT Croatia graduates, Class of 2018



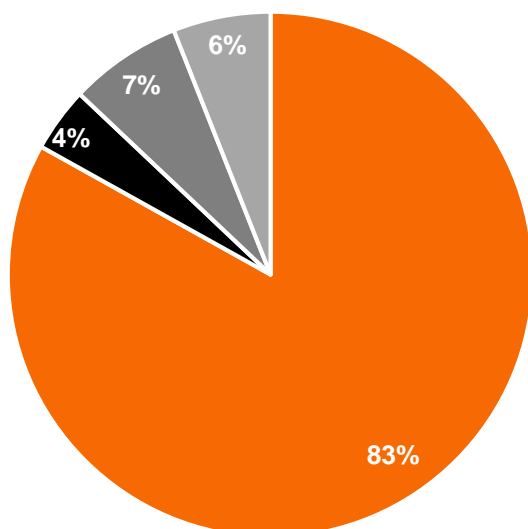
- Employed
- Employed & continued studies (part time)
- Continued studies (full time)
- Unemployed

Notes:

Sample size: 96% of students graduated in 2018

Out of 12% of unemployed graduates, 7% were looking for employment, and 5% were focusing on other interests and areas in life.

8. Employment rates; 6 months after graduation RIT Croatia graduates, Class of 2017



- Employed
- Employed & continued studies (part time)
- Continued studies (full time)
- Unemployed

Notes:

Sample size: 90% of students graduated in 2017

Out of 6% of unemployed graduates, 5% was looking for employment, and 1% were focusing on other interests and areas in life.